

Markscheme

November 2020

Biology

Standard level

Paper 2

No part of this product may be reproduced in any form or by any electronic or mechanical means, including information storage and retrieval systems, without written permission from the IB.

Additionally, the license tied with this product prohibits commercial use of any selected files or extracts from this product. Use by third parties, including but not limited to publishers, private teachers, tutoring or study services, preparatory schools, vendors operating curriculum mapping services or teacher resource digital platforms and app developers, is not permitted and is subject to the IB's prior written consent via a license. More information on how to request a license can be obtained from <https://ibo.org/become-an-ib-school/ib-publishing/licensing/applying-for-a-license/>.

Aucune partie de ce produit ne peut être reproduite sous quelque forme ni par quelque moyen que ce soit, électronique ou mécanique, y compris des systèmes de stockage et de récupération d'informations, sans l'autorisation écrite de l'IB.

De plus, la licence associée à ce produit interdit toute utilisation commerciale de tout fichier ou extrait sélectionné dans ce produit. L'utilisation par des tiers, y compris, sans toutefois s'y limiter, des éditeurs, des professeurs particuliers, des services de tutorat ou d'aide aux études, des établissements de préparation à l'enseignement supérieur, des fournisseurs de services de planification des programmes d'études, des gestionnaires de plateformes pédagogiques en ligne, et des développeurs d'applications, n'est pas autorisée et est soumise au consentement écrit préalable de l'IB par l'intermédiaire d'une licence. Pour plus d'informations sur la procédure à suivre pour demander une licence, rendez-vous à l'adresse suivante : <https://ibo.org/become-an-ib-school/ib-publishing/licensing/applying-for-a-license/>.

No se podrá reproducir ninguna parte de este producto de ninguna forma ni por ningún medio electrónico o mecánico, incluidos los sistemas de almacenamiento y recuperación de información, sin que medie la autorización escrita del IB.

Además, la licencia vinculada a este producto prohíbe el uso con fines comerciales de todo archivo o fragmento seleccionado de este producto. El uso por parte de terceros —lo que incluye, a título enunciativo, editoriales, profesores particulares, servicios de apoyo académico o ayuda para el estudio, colegios preparatorios, desarrolladores de aplicaciones y entidades que presten servicios de planificación curricular u ofrezcan recursos para docentes mediante plataformas digitales— no está permitido y estará sujeto al otorgamiento previo de una licencia escrita por parte del IB. En este enlace encontrará más información sobre cómo solicitar una licencia: <https://ibo.org/become-an-ib-school/ib-publishing/licensing/applying-for-a-license/>.

Section B

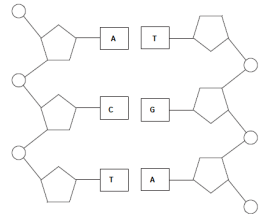
Extended response questions - quality of construction

- Extended response questions for SLP2 carry a mark total of **[16]**. Of these marks, **[15]** are awarded for content and **[1]** for the quality of the answer.
- **[1]** for quality is awarded when:
 - the candidate's answers are clear enough to be understood without re-reading.
 - the candidate has answered the question succinctly with little or no repetition or irrelevant material.
- Candidates that score very highly on the content marks need not necessarily automatically gain **[1]** for quality (and *vice versa*).

Section A

Question		Answer	Notes	Total
1	a	a. energy is not changed (between the two diets); b. study diet <u>slightly</u> lower in energy than habitual diet (but means/SD overlap); c. spread of values show more variation for habitual diet / higher SD in habitual;		1 max
	b	a. they differ in percent of saturated and unsaturated fats (but not total fat); b. percent of saturated fats is higher in study diet / lower in habitual diet; c. (mono/poly) unsaturated fats decreased in study diet compared to habitual diet/more in habitual diet OR polyunsaturated fats in study diet only half of what they were in habitual diet; d. (slightly) less carbohydrate in study;	<i>Allow numerical points if they are a valid comparison using distinguishing terms.</i>	2 max
	c	$((165-150) \div 150) \times 100;$ (=) 10 (%);	<i>Allow up to 167 = 11.3% 1 mark for correct working if above 167.</i>	2
	d i	a. both show same pattern of rise, level and then decrease / show same trend; b. both show same/similar levels of insulin (at all times) due to overlapping error bars; c. both rise for 30/45 minutes;	<i>Do not give credit for contrasts.</i>	2 max
	d ii	<u>β cells</u> of pancreas/islets (of Langerhans);		1
	d iii	as blood glucose rises, <u>insulin rises/increases</u> to reduce the level/ <i>OWTTE</i> ;	<i>Blood glucose must be mentioned as well as a rise in insulin.</i>	1
	e	<i>Hypothesis is partially supported</i> a. Increased saturated fats in study diet resulted in increase in cholesterol levels; b. cholesterol level is risk for blockage of coronary arteries; <i>Hypothesis is not supported</i> c. high insulin levels are sign of (Type II) diabetes; d. insulin levels were the same in both diets so no increased risk; e. study only 2 weeks long;		3 max

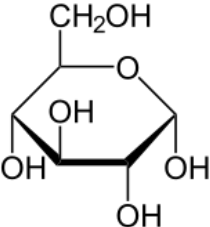
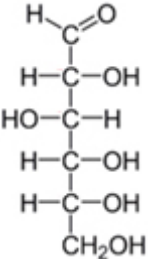
Question			Answer	Notes	Total
2	a	i	<i>Paramecium</i>		1
	a	ii	eukaryotes		1
	b		<u>heterotroph/consumer</u> as it feeds on bacteria/algae/yeast/smaller single celled organisms OR <u>heterotroph/consumer</u> as it does not have chloroplasts	<i>Heterotrophic must be qualified.</i>	1
	c		a. lives in fresh water so water enters cell (by osmosis); b. <u>contractile vacuoles</u> collect and expel water; c. homeostasis is keeping internal conditions within limit/constant / involves osmoregulation/regulating water content/potential;		2 max
	d		a. mitochondria/chloroplasts show features in common with <u>prokaryotes</u> /similar size; b. multiply by binary fission/in same manner; c. have naked loop of DNA/circular DNA/own DNA; d. surrounded by a double membrane;		3 max

Question		Answer	Notes	Total
3	a	a. part hydrophobic/not attracted to water/non-polar AND part hydrophilic/attracted to water/polar; b. bilayer formed (formed naturally by phospholipids in water); c. <u>hydrophilic</u> heads/parts face outwards AND <u>hydrophobic</u> tails/parts face inwards;	<i>Both needed.</i> <i>Do not allow water loving/hating in mpa or mpc.</i>	2 max
	b	i	synapse/synaptic	1
	b	ii	a. depolarization of pre-synaptic membrane / action potential/nerve impulse arrives; b. uptake of calcium / calcium ions diffuse in / calcium channels open; c. structures containing neurotransmitter/vesicles move to/fuse with membrane; d. <u>neurotransmitter/acetylcholine</u> released by exocytosis into cleft/binds to postsynaptic membrane/receptors;	3 max
4	a	a. correct base sequence: T, G, A; b. strand drawn anti-parallel; c. correct shapes used;	 <p><i>Award [2 max] if bonds are not from the correct carbon or if the nucleotides are not joined.</i></p>	3
	b	i	change in genetic makeup/DNA/nucleotide/base sequence	1
	b	ii	a. mutations cause variation among organisms of same species/population; b. some variations/mutations make individual more suited to its environment/way of life; c. individuals that are better adapted survive and produce offspring; d. individuals pass on genetic characteristics/mutation/variation to offspring; e. natural selection increases frequency of characteristics/alleles that make individuals better adapted;	4 max

Section B

Clarity of communication: [1]

The candidate's answers are clear enough to be understood without re-reading. The candidate has answered the question succinctly with little or no repetition or irrelevant material.

Question	Answers	Notes	Total
<p>5 a</p>	<p>a. hexagonal ring structure with O at one point (between C1 and C5); b. correct orientation of OH groups (on carbons 1 to 4); <i>Hydrogens not required</i> c. CH₂OH group shown on fifth carbon with correct orientation;</p> <p>OR</p> <p>d. 6 carbon chain with oxygen on first C; e. H and OH groups correctly orientated;</p>	<p>Carbons do not need to be numbered. Allow boat or chair diagrams.</p>  <p>OR</p>  <p>Allow [2 max] if linear structure drawn.</p>	<p>3</p>

(continued.)

(Question 5 continued)

Question	Answers	Notes	Total
b	a. occurs by the process of photosynthesis; b. occurs in chloroplasts of plant cells/using chlorophyll; c. chlorophyll absorbs red/blue light AND reflects green light; d. raw materials/starting products are carbon dioxide and water/shown in an equation; e. water is split by photolysis; f. oxygen is produced as <u>waste/by-product/lost</u> ; g. glucose formed/shown in an equation; h. glucose molecules combine to form starch for storage; i. light energy transformed to chemical;	<i>Both needed for marking point.</i>	5 max
c	a. autotrophs/producers convert carbon dioxide into carbohydrates/carbon compounds in photosynthesis; b. carbon dioxide diffuses/moves from the atmosphere /water into autotrophs/plants; c. carbon compounds are transferred through food chains/OWTTE; d. carbon dioxide produced by respiration diffuses out of organisms into water/atmosphere; e. decomposers release carbon dioxide during decay/putrefaction; f. methane is produced from organic matter <u>in anaerobic conditions</u> (by methanogens); g. some methane diffuses into the atmosphere/accumulates in the ground; h. methane is oxidized to carbon dioxide (and water) in the atmosphere; i. peat forms when organic matter is not fully decomposed because of acidic/anaerobic conditions in waterlogged soils; j. partially decomposed organic matter from past geological eras/fossils was converted into coal/oil/gas that accumulated in rocks; k. carbon dioxide is produced by the combustion of biomass/fossilized organic matter/fuels; l. hard parts of some animals/corals/molluscs are composed of calcium carbonate m. can become fossilized in limestone;	<p><i>As this is an “explain” question, simply drawing a labelled diagram is not enough for [7]. Diagram would need sufficient annotations to meet the command term.</i></p> <p><i>If carbon compounds are referred to instead of carbon dioxide, penalise once then ecf.</i></p>	7 max

Question		Answers	Notes	Total
6	a	<p>a. cell wall; b. plasma membrane; <i>Clearly shown as a separate line under the cell wall or the inner line</i> c. cytoplasm AND <u>70S</u> ribosomes; <i>Do not allow (small) circles</i> d. nucleoid/naked DNA; e. plasmid OR pili OR flagella/flagellum;</p>	<p><i>Structures correctly drawn and labelled.</i></p> <p><i>Award [2 max] if any exclusively eukaryotic structures are shown.</i> <i>Do not allow cilia as they are not found in prokaryotes.</i></p>	3 max
	b	<p>a. halves the chromosome number/produces haploid cells; b. at start of meiosis each chromosome consists of two sister chromatids attached by a centromere; c. prophase (I): pairing of homologous chromosomes; d. crossing over occurs; e. chromosomes condense by supercoiling; f. metaphase (I): pairs of homologous chromosomes/bivalents move to equator of spindle OR metaphase (I): orientation of pairs of homologous chromosomes (prior to separation) is random; g. anaphase (I): centromeres do not divide OR anaphase (I): spindle fiber pulls chromosome/whole centromere with two sister chromatids to opposite poles; h. telophase (I): arrival of centromere with sister chromatids at opposite poles;</p>	<p><i>Some of these can be awarded for correctly annotated diagrams.</i></p> <p><i>No credit for events in meiosis II.</i></p>	5 max

(continued...)

(Question 6 continued)

Question	Answers	Notes	Total
c	a. cells of skin provide a physical barrier/produce fatty acids/lactic acid/lysozyme which stops entry of microbes OR mucous membranes produce mucus to trap pathogens OR stomach cells produce hydrochloric acid which kills microbes; b. platelets start the clotting process preventing access of pathogens; c. (two types of) white blood cells fight infections in the body; d. phagocytes ingest pathogens (by endocytosis/phagocytosis); e. gives non-specific immunity to diseases / ingest any type of pathogen; f. production of antibodies by lymphocytes/B cells; g. in response to particular pathogens/antigens; h. gives specific immunity; i. lymphocyte/B cell makes only one type of antibody; j. plasma cells produce large quantity of (one type of) antibody; k. some lymphocytes act/remain as memory cells; l. can quickly reproduce to form a clone of plasma cells if a pathogen carrying a specific antigen is re-encountered; m. results in faster defence against second exposure to specific antigen/pathogen/disease;		7 max

